



## **Annual Report of Certain Financial and Local Debt Information**

**Fiscal Year Ended June 30, 2019**

Denotes Required Information Pursuant to Local Government Code, Section 140.008

This report was posted on the District's website on December 20, 2019.



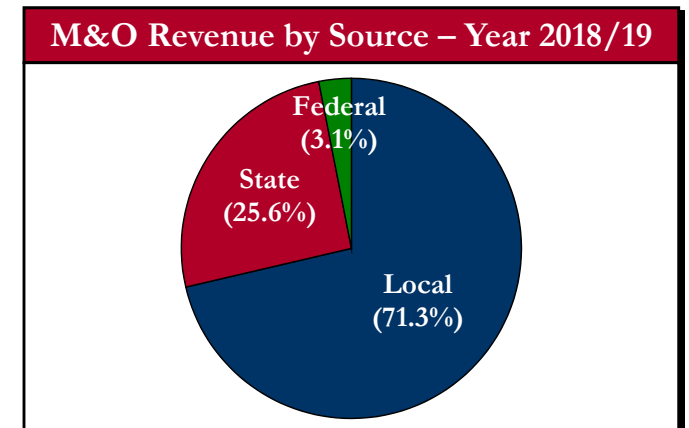
## ☑ Overview of Certain Financial/Bond Ratings

- ☐ **Overview:** Denton Independent School District (the “District”) has been assigned the following independent financial/bond ratings that indicate the relative strength of the District’s financial and debt management:
  - **School Financial Integrity Rating System of Texas (“FIRST”):** Pursuant to Subchapter D, Chapter 39 of the Texas Education Code, the State annually deploys a financial accountability rating system to distinguish the level of a school district’s financial performance based upon certain uniform criteria.
    - ✓ Based on data for year 2017/18, the District was assigned a 2018/19 FIRST Rating of “Superior” and the District’s score was 100 out of a possible 100 points.
  - **Credit Ratings:** The District also maintains independent ratings from certain nationally recognized credit rating agencies, such as S&P Global Ratings and Fitch Ratings, Inc., that evaluate the District’s financial strength and its ability to pay its existing bonds.
    - ✓ **S&P Global Ratings:** Assigns a “AA” credit rating to the District, defined as “Having a very strong capacity to meet its financial commitments. It differs from the highest rating only to a small degree.”
    - ✓ **Fitch Ratings, Inc.:** Assigns a “AA” credit rating to the District, defined as “Very high quality. A “AA” rating denotes expectations of very low default risk and very strong capacity for payment of financial commitments.”



# Overview of State Funding System

- ❑ **State Funding System – Where Do the District’s Revenues Come From:** Denton ISD is legally required to operate pursuant to the requirements of the Texas Education Code. In particular, the Texas Education Code determines the District’s ability to generate local tax revenues for maintenance & operation purposes and for the repayment of voter-approved bonds. In this regard, the District annually sets two (2) separate tax rates that are levied upon its certified taxable value that is independently determined by the Denton Central Appraisal District:
- **Maintenance & Operations (“M&O”) Tax Rate:** To provide funds for the “day to day” operational expenses of the District, including instructional programs, teacher salaries, instructional supplies, security, student transportation, extracurricular activities, utilities, facility infrastructure/maintenance, etc.
  - ✓ The District’s annual funds for maintenance & operation purposes primarily consist of a combination of State funding and local M&O taxes. In general, the dollar amount of each component is determined by the District’s “Equalized Wealth per Student” (i.e. taxable value / weighted average daily attendance) as set by the State. For year 2018/19, the District’s sources for M&O revenues are summarized to the right.
  - ✓ On September 9, 2017, voters approved a tax ratification election to increase the District’s M&O tax rate to \$1.06. Prior to such ratification, the District was limited to a \$1.04 tax rate for maintenance and operations.





## ☑ Overview of State Funding System

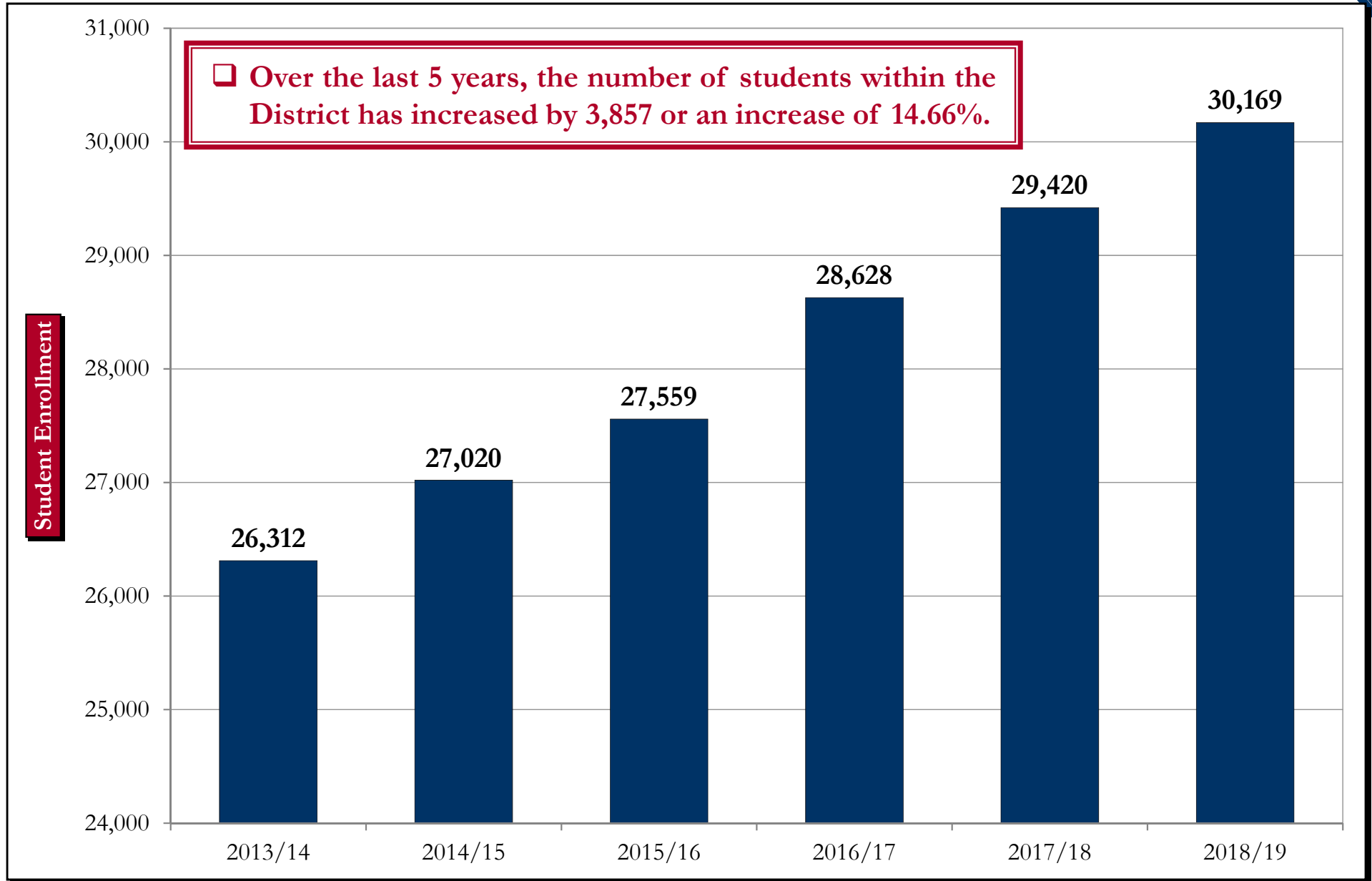
- **Interest & Sinking Fund (“I&S”) Tax Rate:** To provide funds to pay the principal and interest on bonds approved by a majority of voters for capital improvements. The District does not receive any facilities funding from the State for the payment of bonds. The following summarizes the District’s bond programs approved by voters over the last 17 years:

<b>District’s Historical Bond Elections Approved By Voters</b>				
<b>Election Date</b>	<b>Purpose</b>	<b>Student Enrollment</b>	<b>Election Amount</b>	<b>Dollar Amount Of Bonds Remaining To Be Issued</b>
September 14, 2002	School Building & Renovations	15,149	\$192,655,000	\$0
September 11, 2004	School Building & Renovations	16,932	\$152,330,000	\$0
November 6, 2007	School Building	20,892	\$282,000,000	\$0
November 5, 2013	School Building	26,312	\$312,000,000	\$0
May 5, 2018	School Building	29,420	\$750,500,000	\$308,070,000
<b>Total Dollar Amount Of Authorized But Unissued Bonds - As of June 30, 2019:</b>				<b>\$308,070,000</b>

- ✓ As of fiscal year ended June 30, 2019, the District had \$502,252,686 within its Capital Projects Fund for existing/future projects.

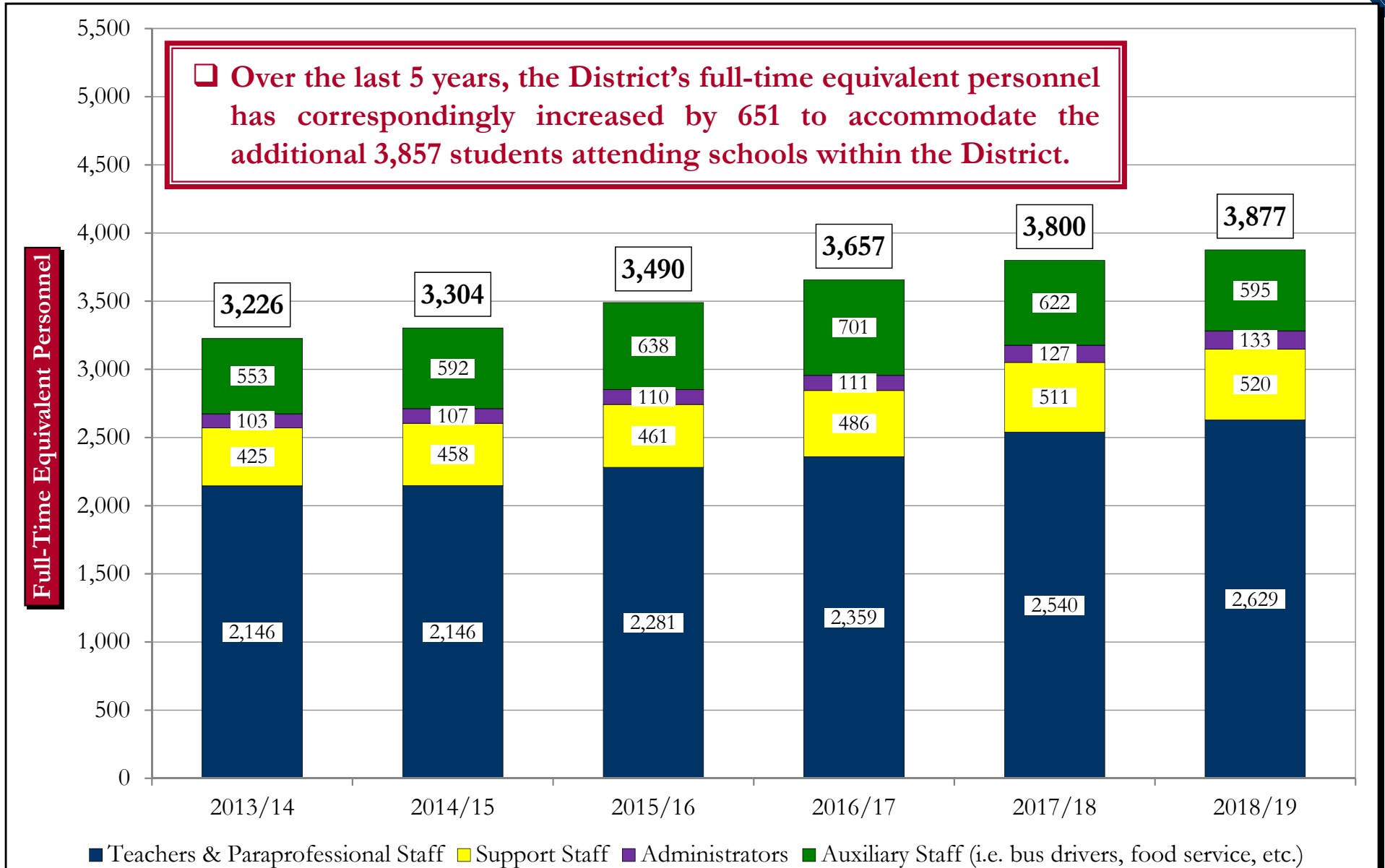


# Historical Student Enrollment



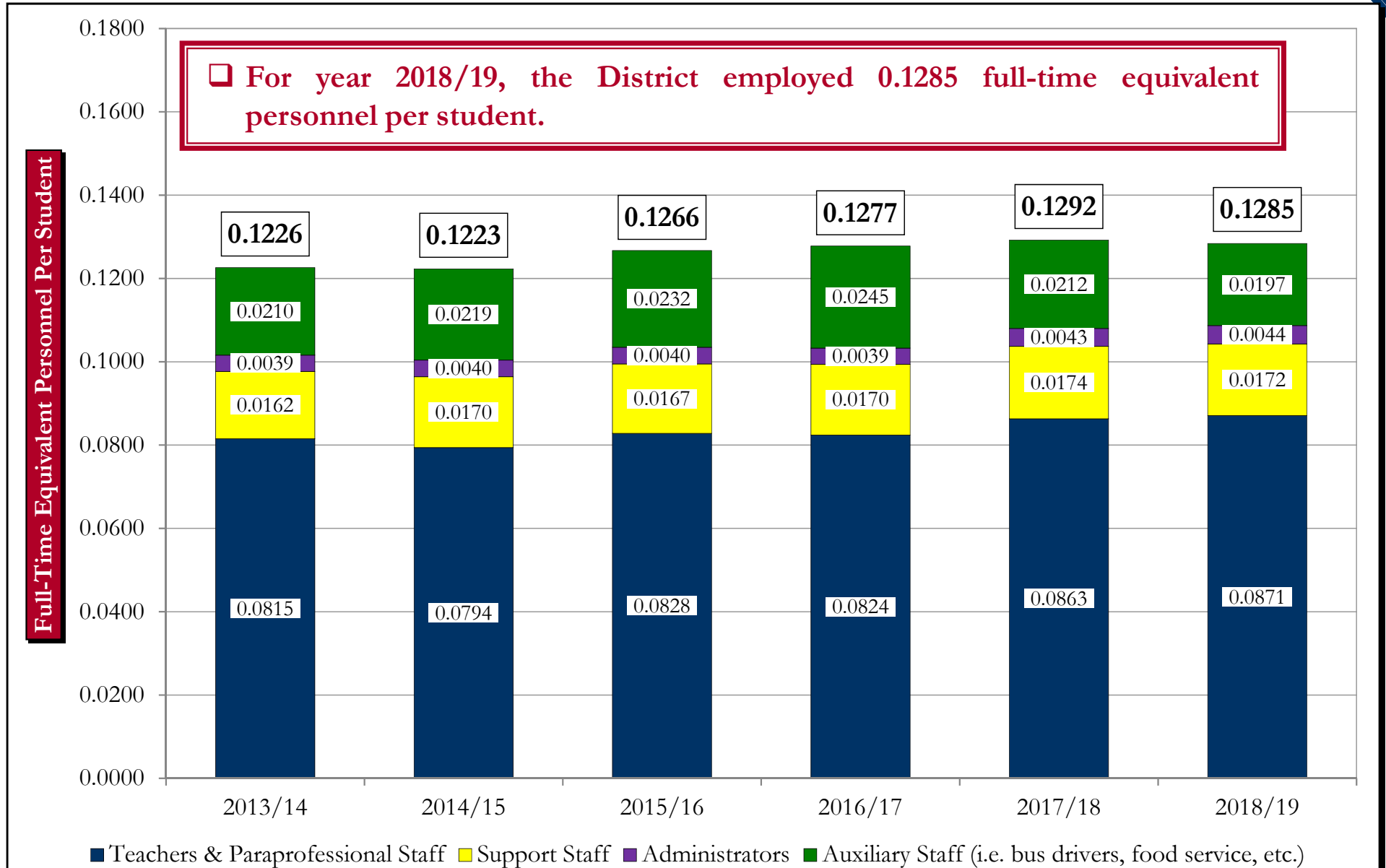


# Full-Time Equivalent Personnel



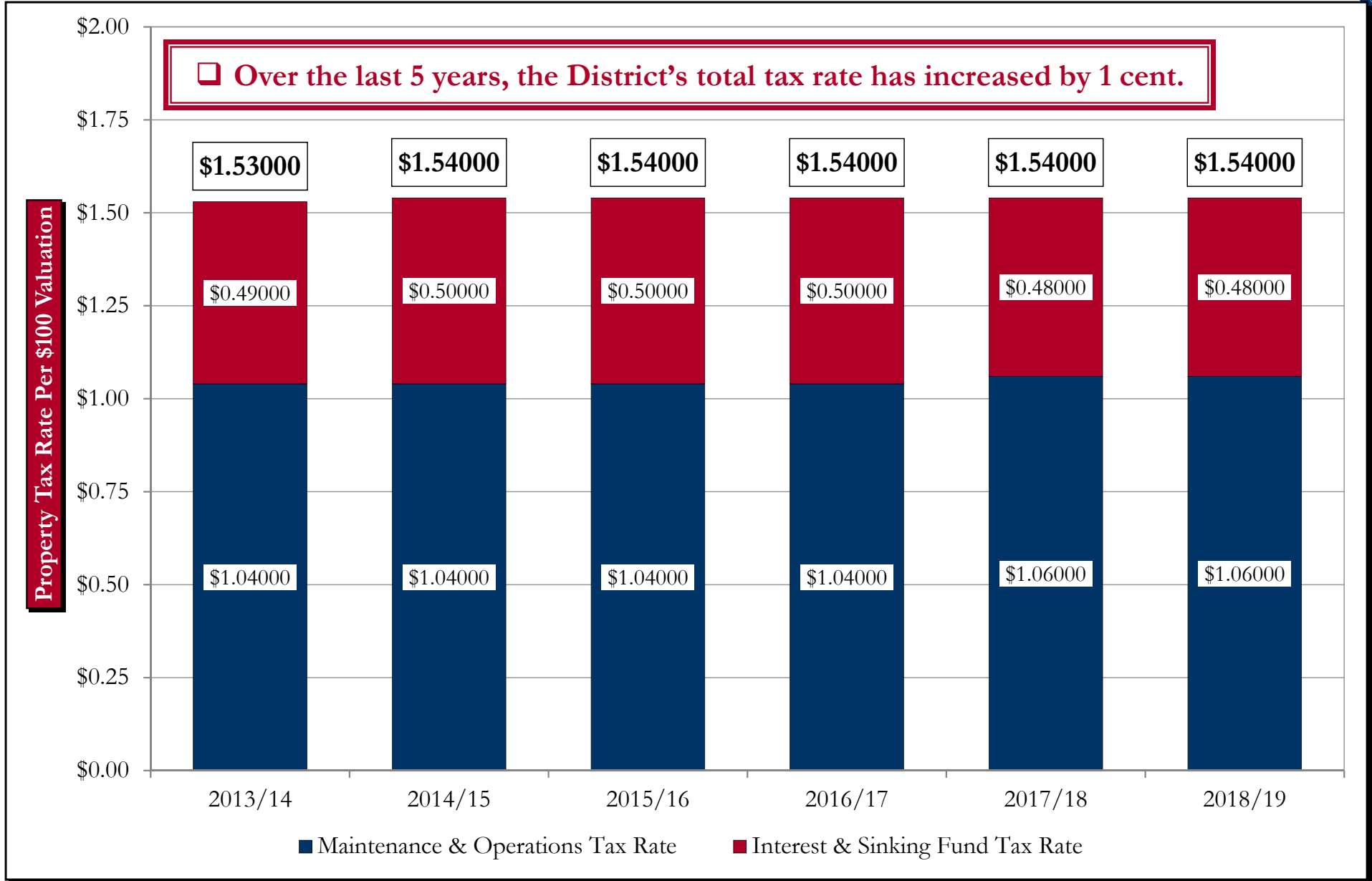


# Full-Time Equivalent Personnel Per Student





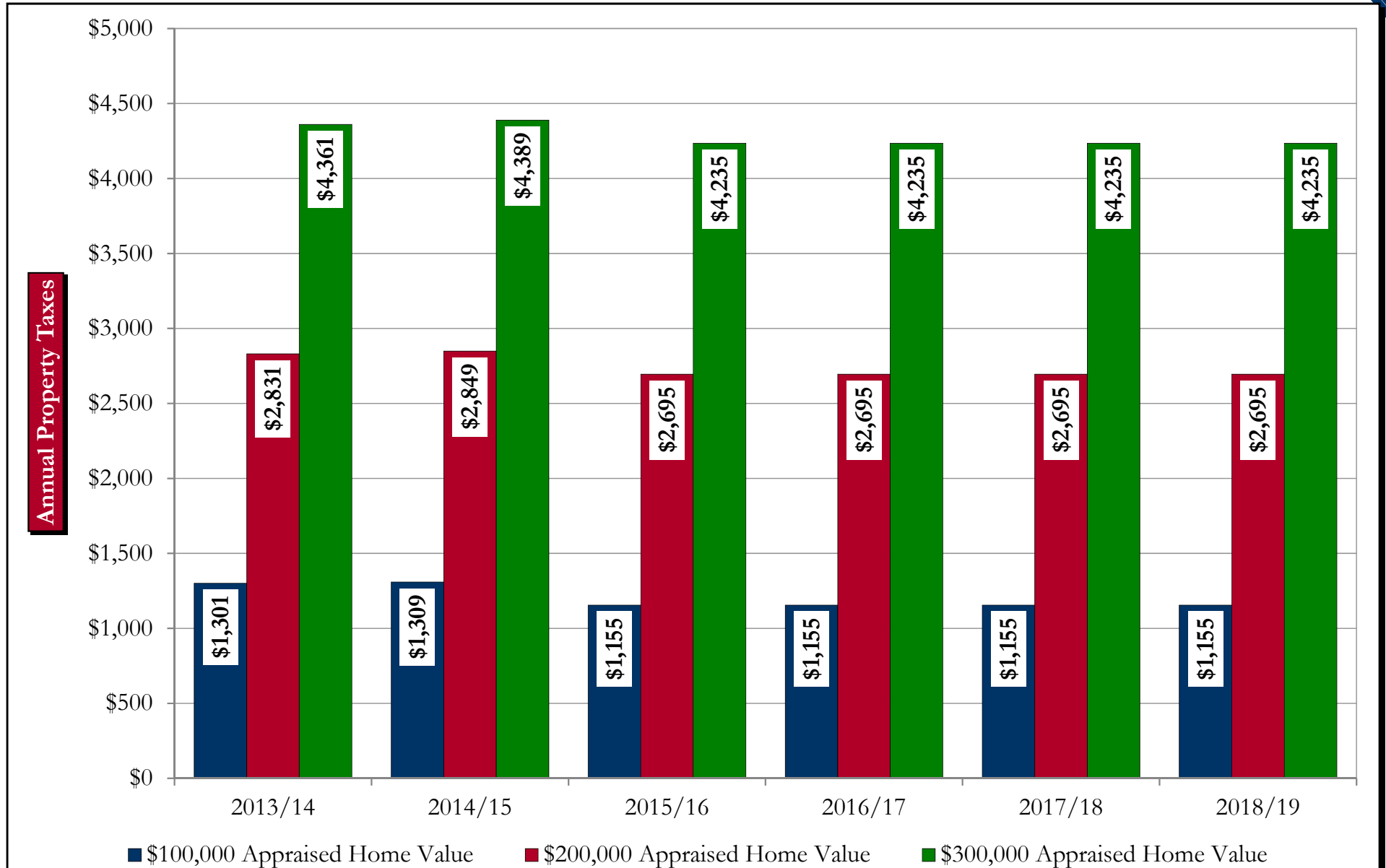
# Historical Tax Rates







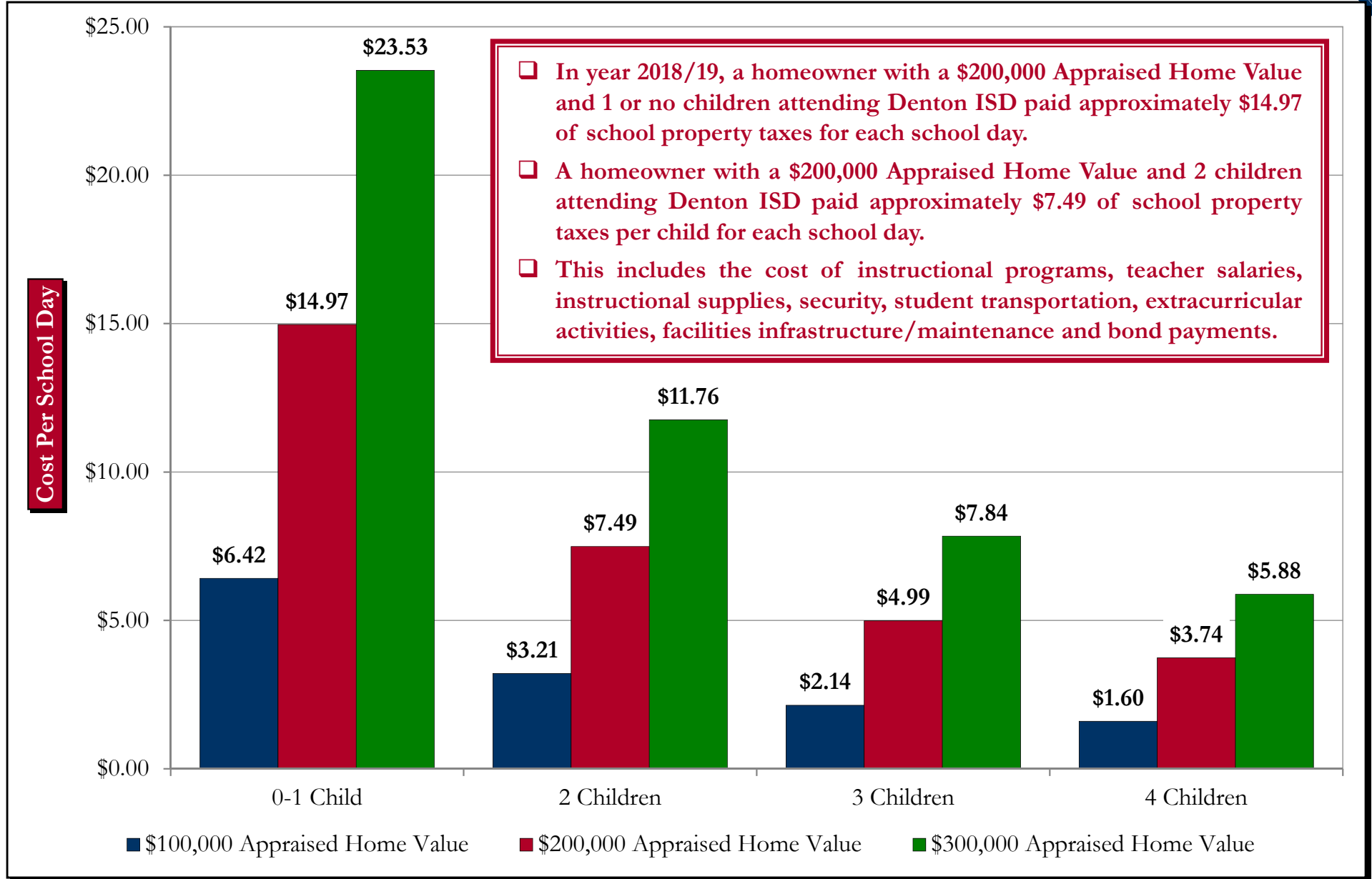
# Historical Total Property Taxes For Maintenance and Operations and Voter-Approved Bonds – For Various Appraised Home Values



Note: Taxes are net of the State-mandated residential homestead exemption.



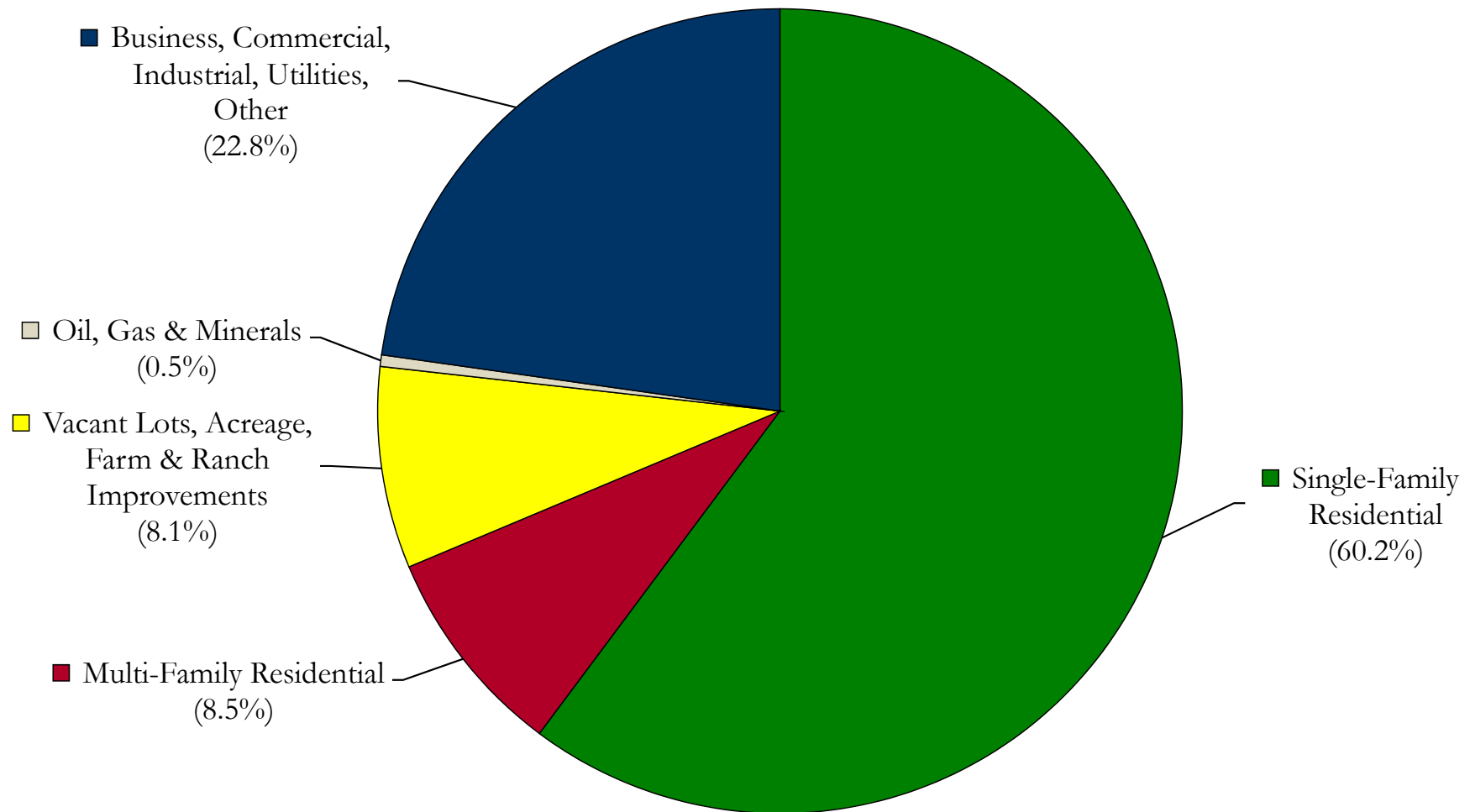
# Summary of Property Tax Cost Per School Day – For Various Appraised Home Values – Year 2018/19





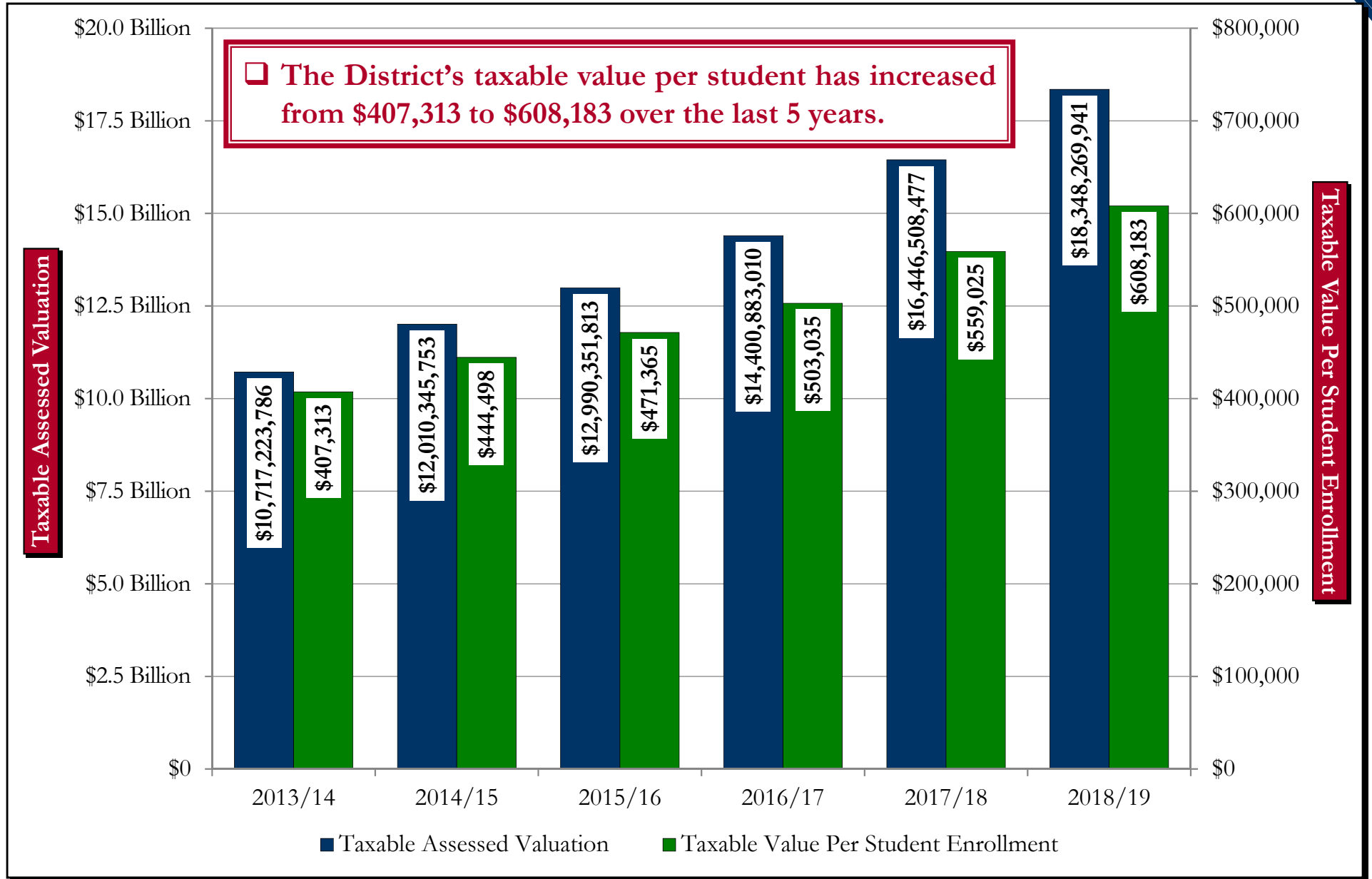
# Composition of Total Assessed Valuation – Year 2018/19

For year 2018/19, Single-Family Residential properties comprised 60.2% of the District's total assessed valuation and other property categories comprised 39.8%.





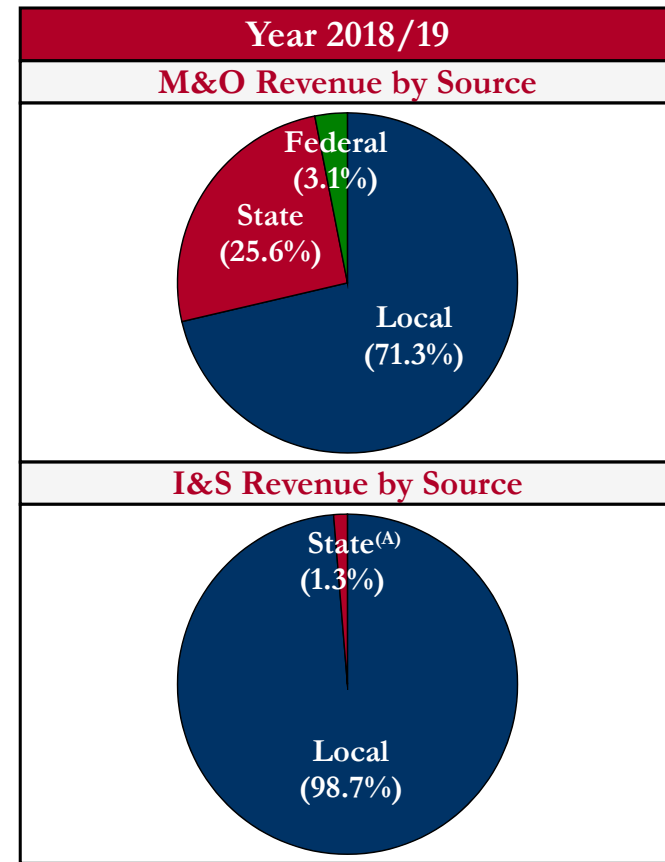
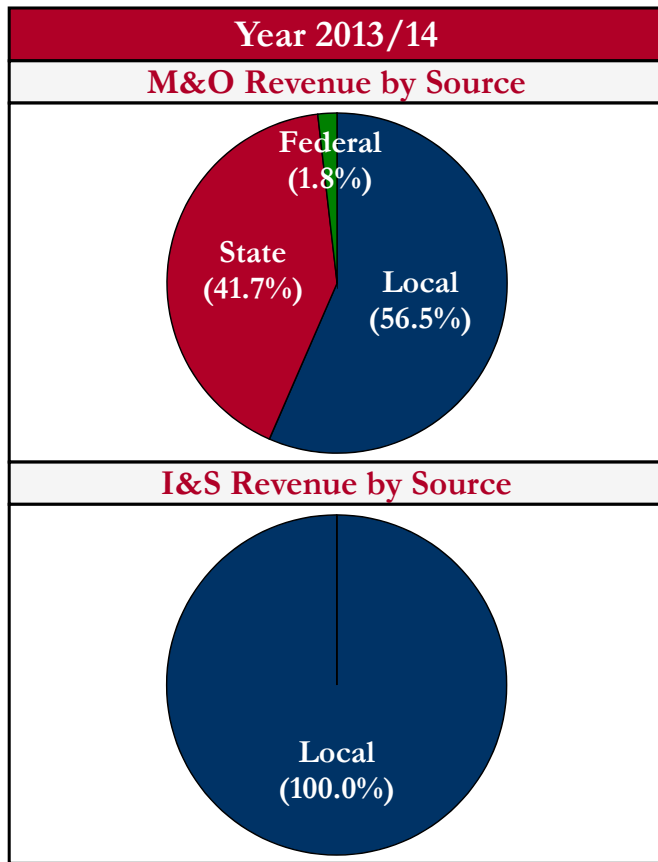
# Historical Taxable Assessed Valuation and Taxable Value Per Student Enrollment





# General Fund and Debt Service Fund – Revenue By Source

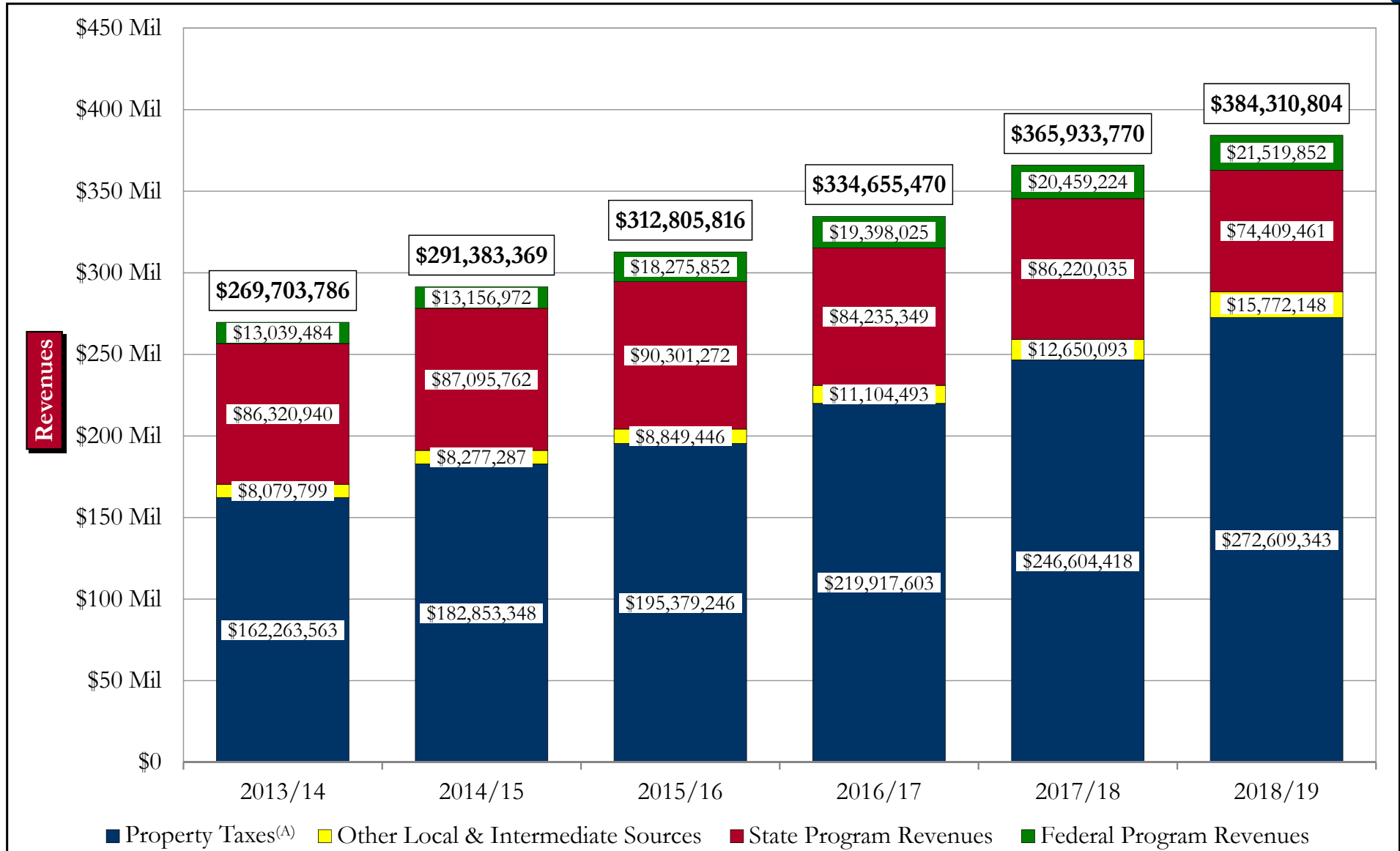
- ❑ The State funding system is structured to provide the District with an “equalized” dollar amount per student. The revenue sources for maintenance and operations and repayment of bonds is summarized below.
- ❑ The District does not receive any facilities funding from the State for the payment of voter-approved bonds.



<sup>(A)</sup> Represents payment from State received for lost tax revenues resulting from increase of residential homestead exemption in year 2015/16.



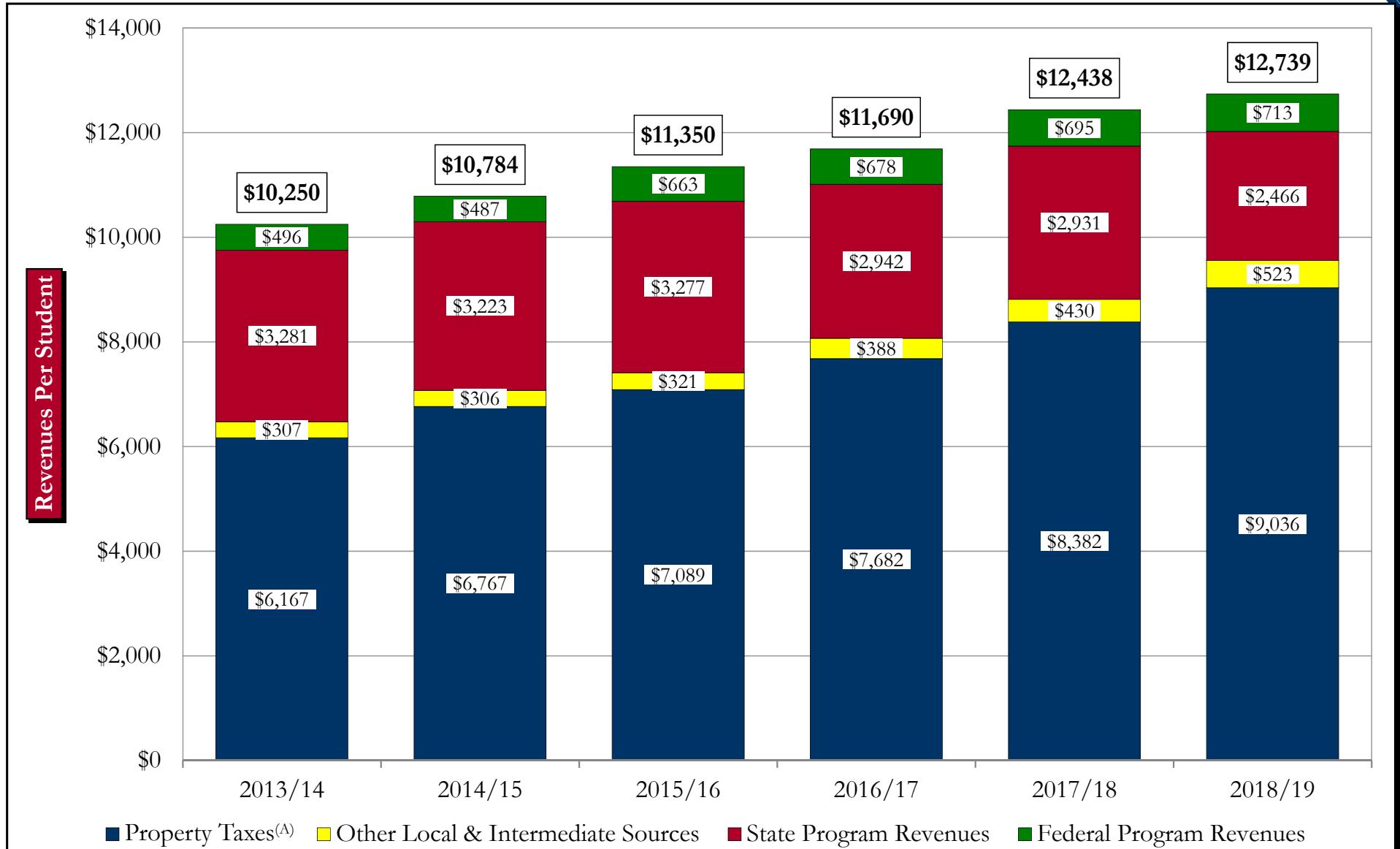
# Total Revenues (All Governmental Funds\*) By Source



<sup>(A)</sup> Includes maintenance and operation expenses and bond payments of voter-approved bonds.



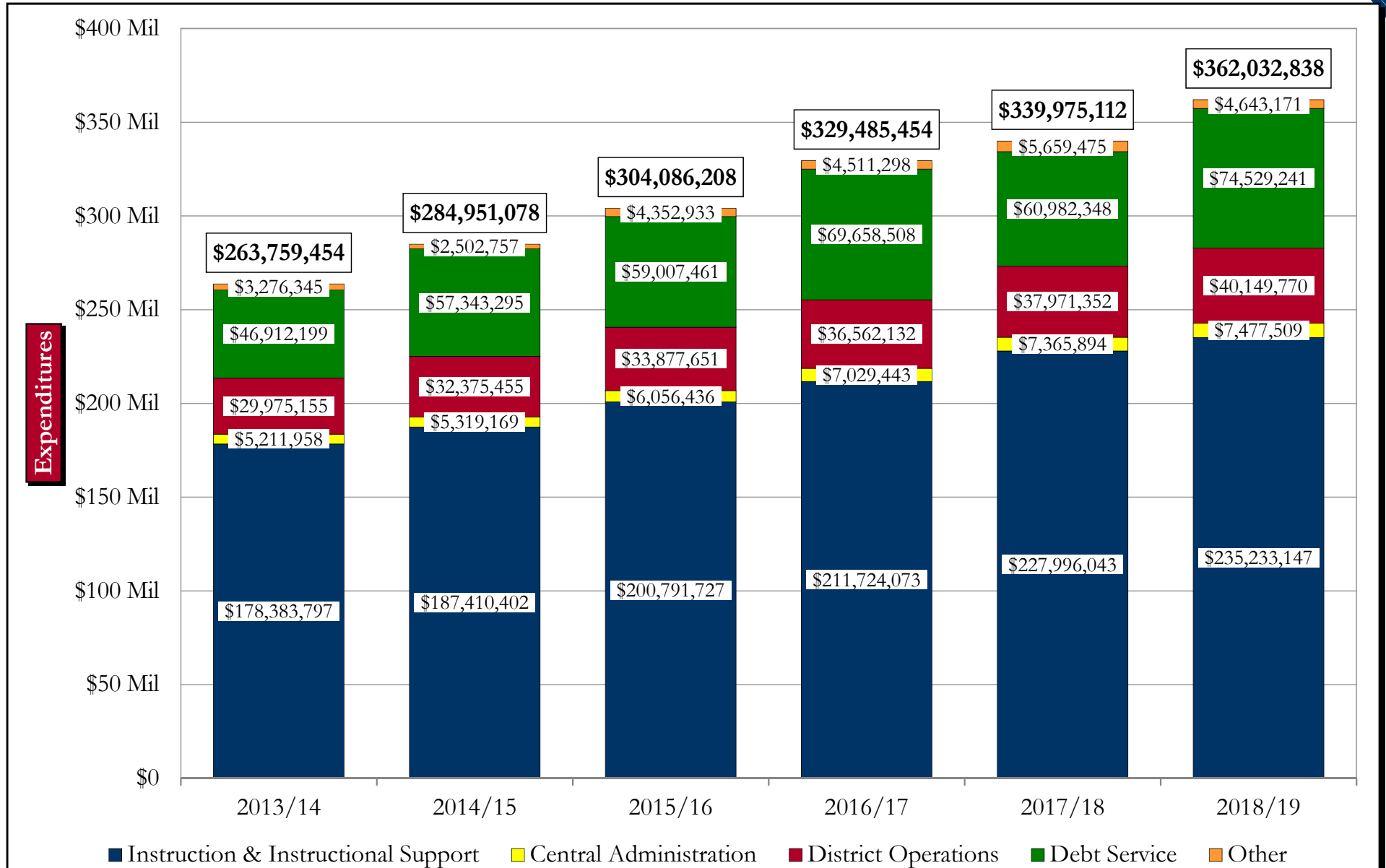
# Total Revenues (All Governmental Funds\*) Per Student



<sup>(A)</sup> Includes maintenance and operation expenses and bond payments of voter-approved bonds.



# Total Expenditures (All Governmental Funds\*) By Source

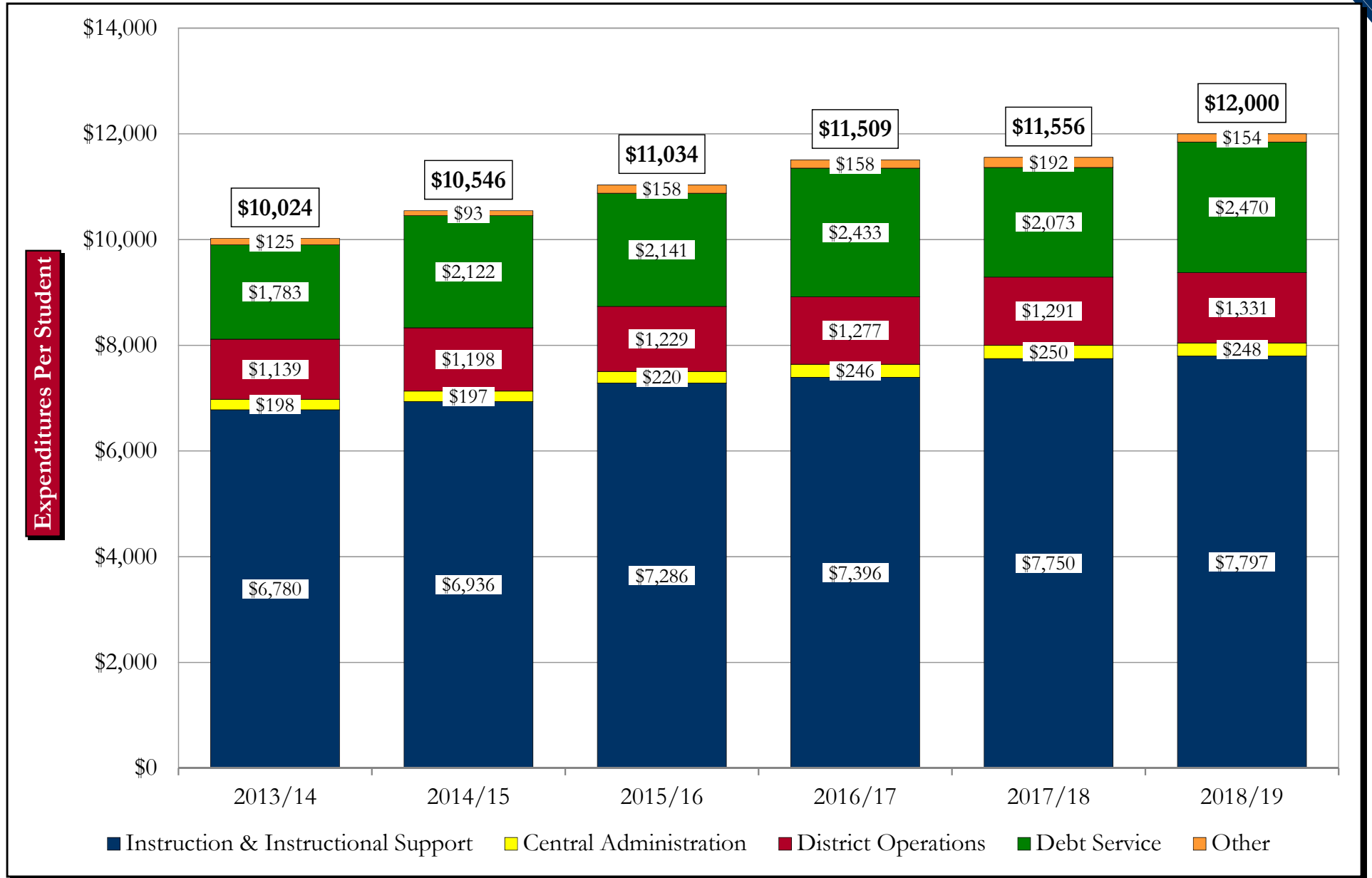


\*Excludes Capital Projects Fund. Source: District's Audited Financial Statements and District records.





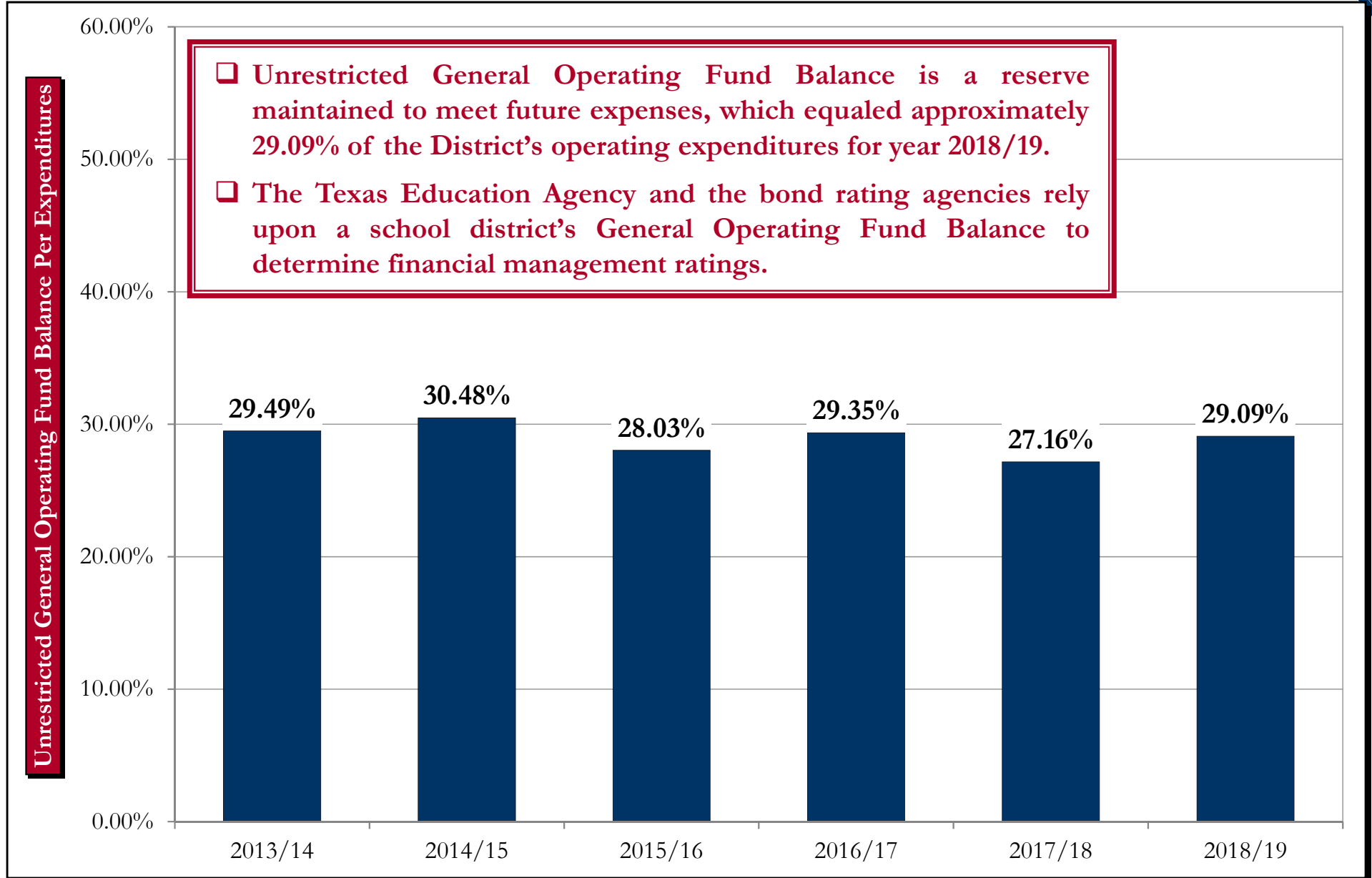
# Total Expenditures (All Governmental Funds\*) Per Student



\*Excludes Capital Projects Fund. Source: District's Audited Financial Statements, Texas Education Agency - PEIMS and District records.



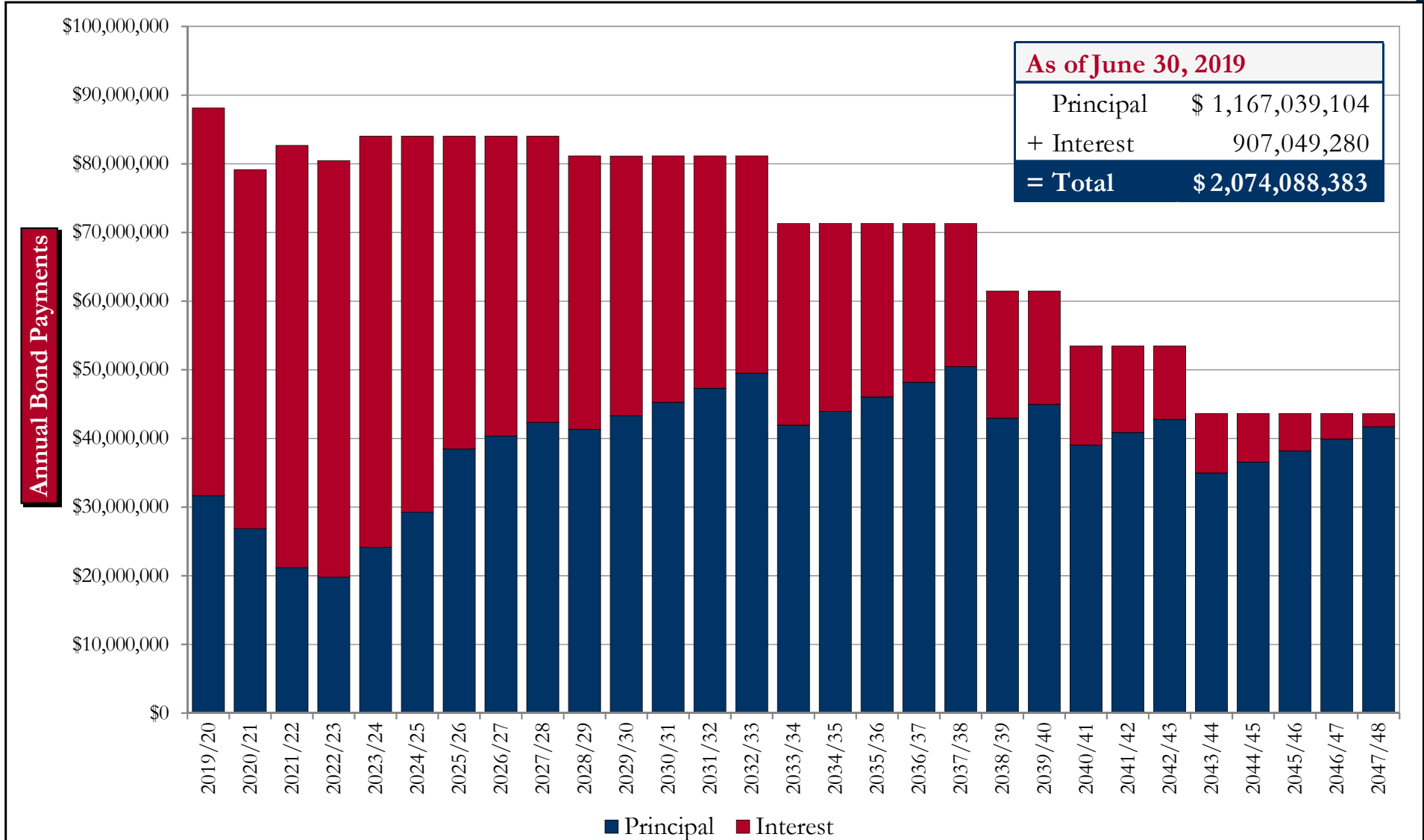
# Unrestricted General Operating Fund Balance as a Percentage of General Operating Expenditures







# Unlimited Tax Debt Service By Principal and Interest – Existing Bonds Approved By Voters



Note: Although the District's fiscal year ends on June 30, debt service payments reflect payments from September 1 through August 31 to match the receipt of tax collections and the District's budget. As such, the District's August 2019 debt payments are not portrayed in the graph above.



# Savings from District's Recent Bond Refunding and Prepayment Programs to Lower Interest Costs

- Denton ISD has implemented 9 bond refunding programs and prepaid \$48.42 million of existing bonds to reduce the cost of voter-approved bonds – Which have generated more than \$153.4 million of savings for District taxpayers in recent years.

Summary of Interest Cost Savings – Bond Refunding Programs / Prepayment of Bonds			
Issue / Description	Series Refunded / Redeemed	Par Amount Refunded / Redeemed	Total Savings
Unlimited Tax Refunding Bonds, Series 2005-C [March 2005]	1998, 1999, 2001	\$ 50,855,000	\$ 3,251,044
Unlimited Tax Refunding Bonds, Series 2006 [July 2006]	2002	48,329,192	12,125,000
Unlimited Tax Refunding Bonds, Series 2011 [June 2011]	1998, 1999, 2001, 2004	24,940,000	1,838,589
Unlimited Tax Refunding Bonds, Series 2012-B [May 2012]	2002, 2004, 2005-C	64,614,784	13,196,404
Unlimited Tax Refunding Bonds, Taxable Series 2012-C [November 2012]	2004, 2005-C	25,030,000	2,551,494
Unlimited Tax Refunding Bonds, Series 2012-D [November 2012]	2004	40,155,000	8,937,721
Unlimited Tax Refunding Bonds, Series 2014-C [December 2014]	2006-A	15,010,000	1,252,934
Unlimited Tax Refunding Bonds, Series 2015 [April 2015]	2007, 2008	125,110,000	17,203,964
Unlimited Tax Refunding Bonds, Series 2016 [May 2016]	2006, 2007, 2008, 2009	118,749,192	51,970,247
<b>Total - Bond Refunding Programs at a Lower Interest Rate</b>	---	<b>\$ 512,793,168</b>	<b>\$ 112,327,397</b>
Prepayment of Series 1995 Bonds [November 2005]	1995	\$ 1,315,000	\$ 362,625
Prepayment of Series 2000 Bonds [February 2009]	2000	625,000	609,375
Prepayment of Series 2012-A Bonds [August 2015]	2012-A	5,120,000	5,529,600
Prepayment of Series 2013 Bonds [August 2016]	2013	7,000,000	7,507,600
Prepayment of Series 2012-A Bonds [February 2017]	2012-A	8,800,000	7,937,000
Prepayment of Series 2012-A Bonds [February 2018]	2012-A	17,700,000	13,962,000
Prepayment of Series 2012-A Bonds [August 2018]	2012-A	7,860,000	5,216,800
<b>Total - Prepayment of Bonds Prior to Scheduled Maturity</b>	---	<b>\$ 48,420,000</b>	<b>\$ 41,125,000</b>
<b>Totals</b>	---	<b>\$ 561,213,168</b>	<b>\$ 153,452,397</b>



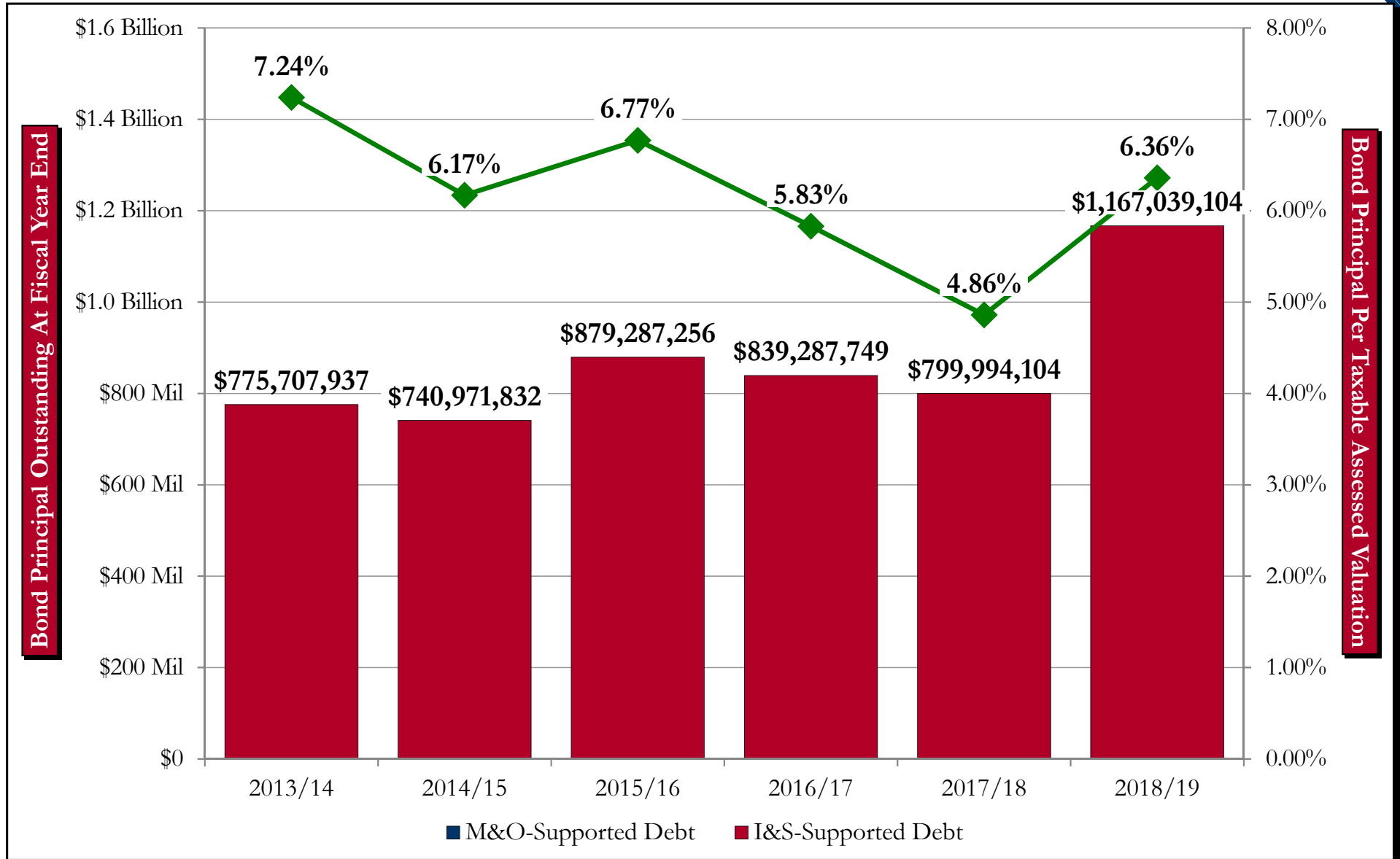
# Summary of Unlimited Tax Debt Outstanding By Series – As of Fiscal Year Ended June 30, 2019

- The following debt obligations are payable from ad valorem taxes (i.e. I&S taxes) levied annually against all taxable property located within the District, without legal limit as to rate or amount.

No.	Issue Description	Purpose	Original Principal Amount	Outstanding Principal	Total Outstanding Debt Service	Outstanding Principal Per Capita	Outstanding Debt Service Per Capita	Final Maturity Date	Total Proceeds Received	Spent Proceeds	Unspent Proceeds
1	Unlimited Tax School Building and Refunding Bonds, Series 2001	Capital Improvements & Refunding at a lower interest rate, etc.	\$63,956,903.40	\$9,715,000.00	\$10,669,071.25	\$48.92	\$53.73	08/15/2021	\$65,621,324.01	\$65,621,324.01	\$0.00
2	Variable Rate Unlimited Tax School Building Bonds, Series 2005-A	Capital Improvements	\$46,500,000.00	\$41,010,000.00	\$57,683,953.50	\$206.51	\$290.48	08/01/2035	\$46,471,952.33	\$46,471,952.33	\$0.00
3	Variable Rate Unlimited Tax School Building Bonds, Series 2006-B	Capital Improvements	\$30,000,000.00	\$30,000,000.00	\$51,186,545.40	\$151.07	\$257.76	08/01/2035	\$29,947,800.00	\$29,947,800.00	\$0.00
4	Unlimited Tax Refunding Bonds, Series 2009	Refunding at a lower interest rate, etc.	\$31,875,000.00	\$4,630,000.00	\$4,722,600.00	\$23.32	\$23.78	08/15/2019	\$32,395,994.70	\$32,395,994.70	\$0.00
5	Unlimited Tax Refunding Bonds, Series 2011	Refunding at a lower interest rate, etc.	\$24,325,000.00	\$8,950,000.00	\$9,572,125.00	\$45.07	\$48.20	08/15/2021	\$27,395,771.95	\$27,395,771.95	\$0.00
6	Unlimited Tax Refunding Bonds, Series 2012-B	Refunding at a lower interest rate, etc.	\$60,868,367.20	\$55,055,000.00	\$85,761,528.23	\$277.24	\$431.87	08/15/2033	\$69,970,156.87	\$69,970,156.87	\$0.00
7	Unlimited Tax Refunding Bonds, Taxable Series 2012-C	Refunding at a lower interest rate, etc.	\$24,875,000.00	\$9,460,000.00	\$9,808,787.50	\$47.64	\$49.39	08/15/2021	\$25,518,785.96	\$25,518,785.96	\$0.00
8	Unlimited Tax Refunding Bonds, Series 2012-D	Refunding at a lower interest rate, etc.	\$40,030,000.00	\$39,205,000.00	\$56,119,247.50	\$197.42	\$282.60	08/15/2033	\$44,093,769.11	\$44,093,769.11	\$0.00
9	Variable Rate Unlimited Tax School Building Bonds, Series 2013	Capital Improvements	\$44,300,000.00	\$31,980,000.00	\$56,398,000.00	\$161.04	\$284.00	08/01/2042	\$45,168,640.34	\$44,640,318.29	\$528,322.05
10	Unlimited Tax School Building Bonds, Series 2014-A	Capital Improvements	\$75,055,000.00	\$67,565,000.00	\$109,609,500.00	\$340.24	\$551.96	08/15/2038	\$86,223,705.78	\$86,223,705.78	\$0.00
11	Variable Rate Unlimited Tax School Building Bonds, Series 2014-B	Capital Improvements	\$69,075,000.00	\$69,075,000.00	\$131,676,950.00	\$347.84	\$663.09	08/01/2044	\$70,214,253.72	\$53,347,905.10	\$16,866,348.62
12	Unlimited Tax Refunding Bonds, Series 2014-C	Refunding at a lower interest rate, etc.	\$14,435,000.00	\$9,275,000.00	\$10,054,475.00	\$46.71	\$50.63	08/15/2022	\$16,507,158.03	\$16,507,158.03	\$0.00
13	Unlimited Tax Refunding Bonds, Series 2015	Refunding at a lower interest rate, etc.	\$118,775,000.00	\$113,810,000.00	\$157,496,775.00	\$573.11	\$793.11	08/15/2033	\$138,185,628.38	\$138,185,628.38	\$0.00
14	Unlimited Tax School Building Bonds, Series 2015-A	Capital Improvements	\$164,580,000.00	\$158,930,000.00	\$308,068,650.00	\$800.32	\$1,551.34	08/15/2045	\$188,349,518.46	\$137,944,500.05	\$50,405,018.41
15	Unlimited Tax Refunding Bonds, Series 2016	Refunding at a lower interest rate, etc.	\$118,749,103.75	\$118,254,103.75	\$228,722,850.00	\$595.49	\$1,151.78	08/15/2038	\$180,751,757.33	\$180,751,757.33	\$0.00
16	Unlimited Tax School Building Bonds, Series 2018	Capital Improvements	\$400,125,000.00	\$400,125,000.00	\$786,537,325.00	\$2,014.91	\$3,960.77	08/15/2048	\$443,386,432.07	\$5,205,961.64	\$438,180,470.43



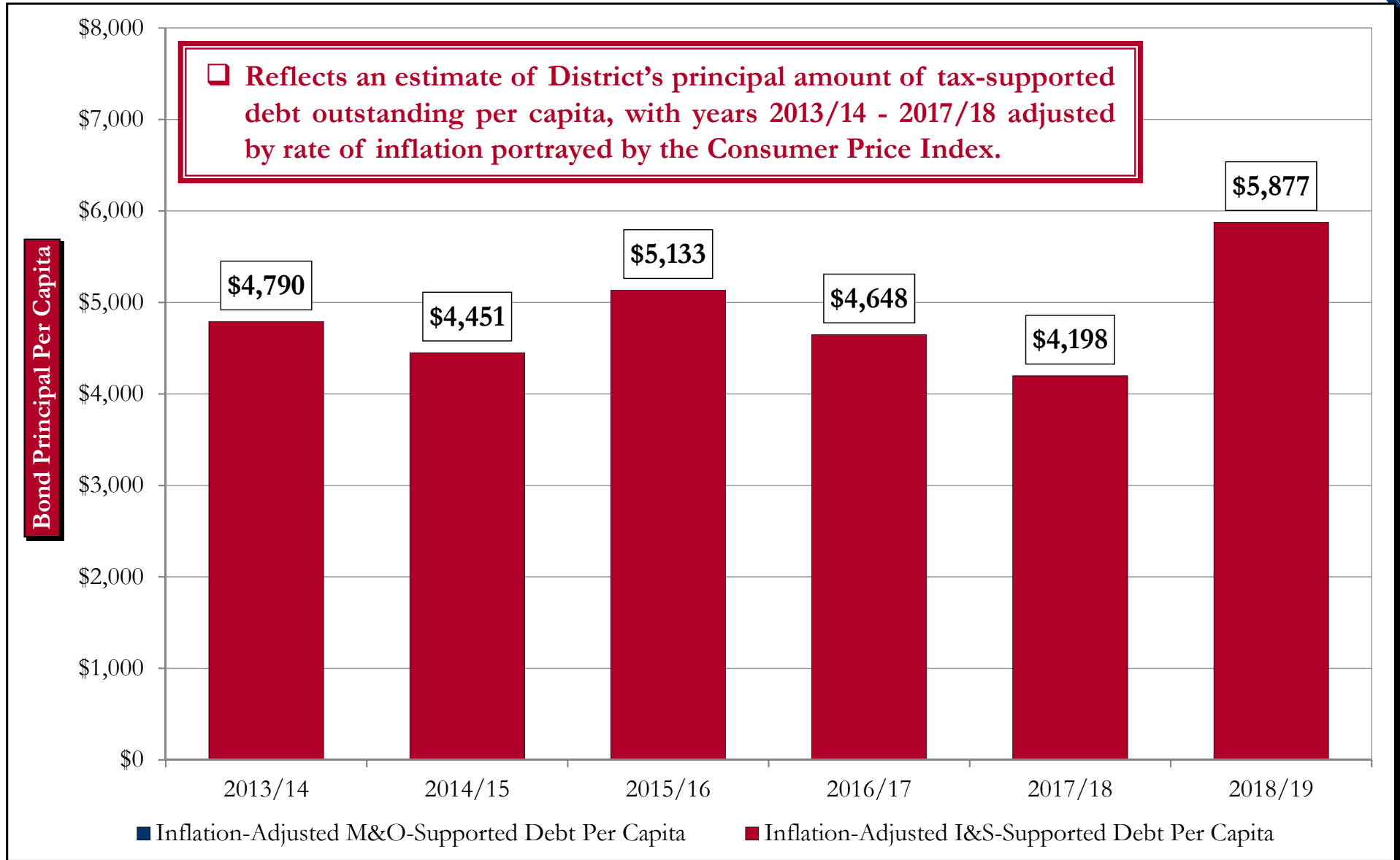
# Tax-Supported Debt Obligations At Fiscal Year End and As a Percentage of Taxable Assessed Valuation



Note: The District has no outstanding debt payable from M&O taxes.



# Inflation-Adjusted Tax-Supported Debt Per Capita

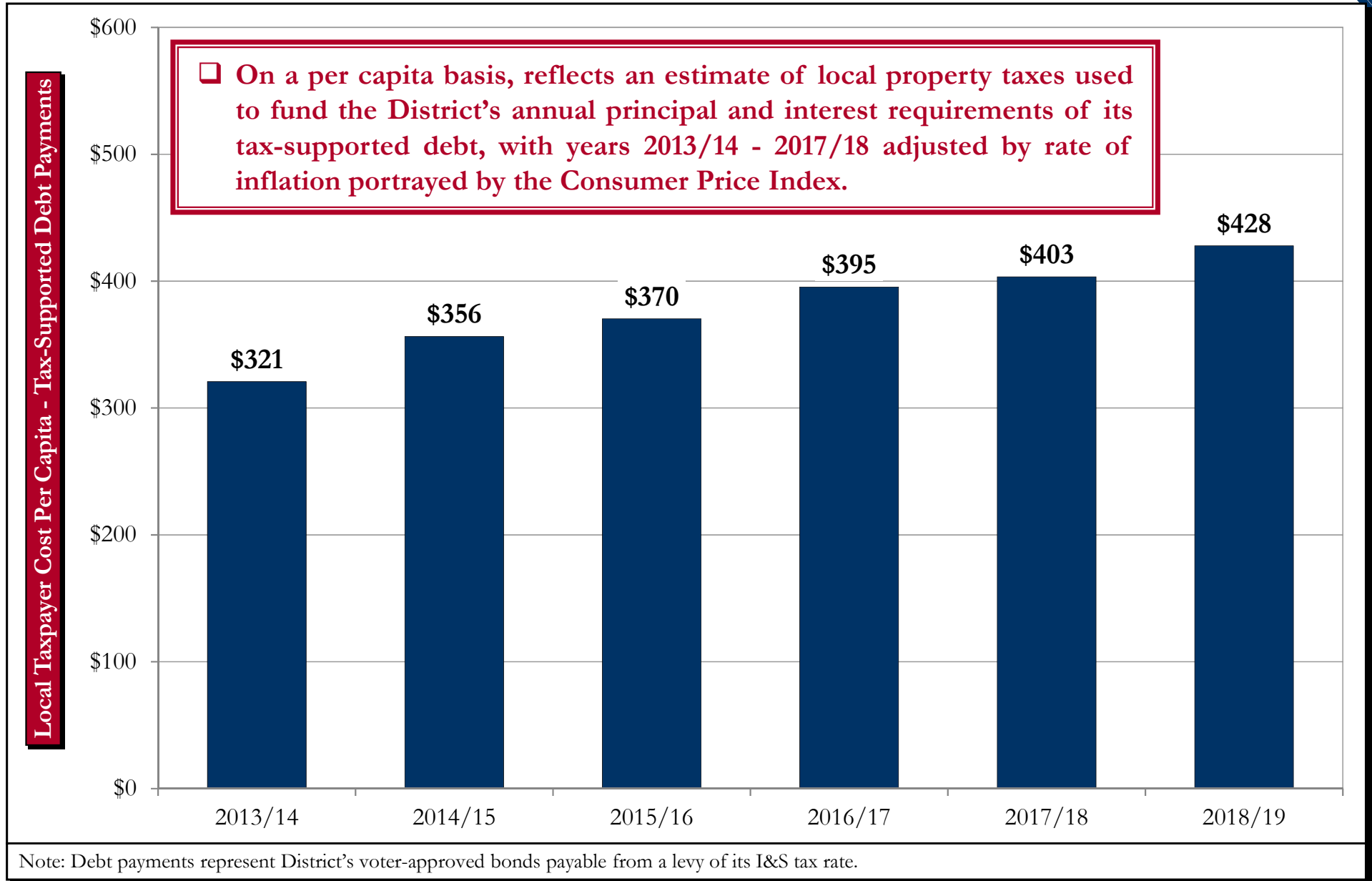


Note: The District has no outstanding debt payable from M&O taxes.





# Inflation-Adjusted Tax-Supported Debt Cost Per Capita – Principal and Interest In Each of the Last 5 Years





## Contact Information and Links to Additional Resources

### Main Office Contact Information:

Physical and Mailing Address:  
1307 North Locust Street  
Denton, Texas 76201

Phone: (940) 369-0000  
Fax: (940) 369-4982

### For additional information regarding this report, please contact:

Dr. Jamie Wilson  
Superintendent of Schools  
Phone: (940) 369-0000  
Email: [jwilson@dentonisd.org](mailto:jwilson@dentonisd.org)

### Links to Additional Resources:

<https://www.comptroller.texas.gov/transparency/local/debt/isds.php>

[http://www.brb.state.tx.us/local\\_debt\\_search.aspx](http://www.brb.state.tx.us/local_debt_search.aspx)